

## Feature Bulletin - June 2009

This feature bulletin describes the Mobilescape's latest firmware release, version 393. The firmware release includes a new enhancement to the Mobilescape's pending function for credit card transactions.


Firmware version 393 may not be available to all users depending on, but not limited to, factors such as the age of device and the configuration of the existing firmware version.

If you have questions on these new features and whether your existing device supports them, please call Mobilescape's customer support help line at 1-866-414-5600.

## Credit Card Processing Enhancements

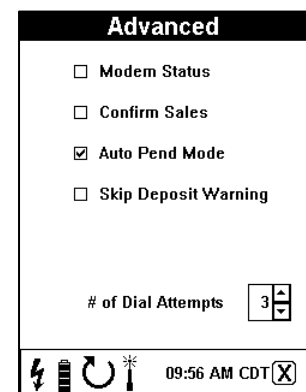
**NEW: No Network Connection screen** – The Mobilescape gives you the option of pending a transaction when a credit card transaction is processed without an active data session. When processing a transaction in a no coverage area, the No Network Connection screen will appear before authorizing the transaction.

If you select **Yes** on the No Network Connection screen, the transaction will move into pending until you re-enter a coverage area and the transaction can be authorized. If you select **No**, the transaction will automatically be cancelled and you will be returned to the main menu.




**NEW: Auto-Pend Mode** – The Mobilescape can now be configured for Auto-Pend Mode. If the terminal is in Auto-Pend Mode, all transactions will move into pending before authorizing regardless of network connection status. Once transactions are in pending, the terminal will continuously try to authorize the transactions out of the pending queue.

How to enable Auto-Pend Mode: On the main menu, select the **Tools** icon then select the **Advanced** icon. Once the **Advanced** screen is displayed, select the box to the left of Auto-Pend Mode.

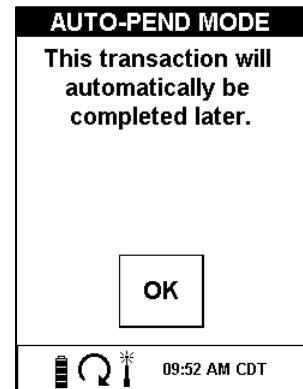


**NEW: Auto-Pend Mode screen (sale transaction)** – When the Mobilescape is configured for Auto-Pend Mode, the merchant is given the option of pending all credit card transactions.

If you select **Yes** on the Auto-Pend Mode screen, the transaction will move into pending until you enter a coverage area and the transaction can be authorized. If you select **No**, the transaction will automatically be cancelled and you will be returned to the main menu.



**NEW: Auto-Pend Mode screen (void transaction)** – When the Mobilescape is configured for Auto-Pend Mode, the merchant will receive the following message when a void transaction is automatically placed into pending.



## NOTICE ON PENDING TRANSACTIONS

=====

The Mobilescape device has the capability to store transactions in “pending” mode in the event that it cannot find a cell signal. By selecting “yes” on the appropriate screen, the device will upload stored transactions once it finds a clear cell signal. Storing transactions for future authorization is an optional feature. By selecting “yes”, you agree to hold BankServ harmless from any financial risk or liability in the event that the card is declined, transactions do not authorize correctly or are lost for any reason, including transmission errors in the cellular communication network.

If you do not agree to these terms, you should select “no” to cancel the transaction. If you select “no”, you are solely responsible for the outcome of the transaction if you decide to exchange your goods or services for a card that cannot be authorized. In this situation, you may decide to write down the customer’s credit card number, or to place the card under a segment of the device’s thermal paper to rub an imprint of the card number. By doing this, you understand and agree that BankServ is not responsible for the loss or theft of this data, is not responsible for key-entered processing downgrades, and holds no responsibility if the card is stolen, closed or otherwise fraudulent. You also understand that you assume the entire risk of the transaction and that you should ask the customer for as much contact information as possible, including an address and a telephone number.

If you have questions about this process, please call BankServ’s customer service help line at 1-866-414-5600 for more information.