

## Feature Bulletin - February 2009

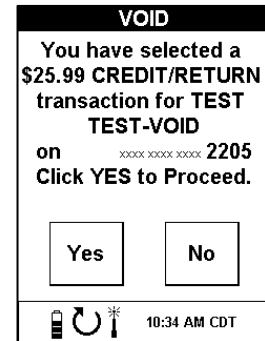
This feature bulletin describes a number of functionality additions contained in Mobilescape Manager and firmware release, version 391. This firmware release includes four new credit card processing enhancements, one new check processing enhancement and one general use enhancement. BankServ's web portal, Mobilescape Manager, contains three new functionality enhancements. In addition, this document describes several firmware "bug" fixes.

Mobilescape Manager enhancements are available to all Mobilescape users regardless of current device or firmware version. However, firmware version 391 enhancements and fixes may not be available to all users depending on, but not limited to, factors such as the age of device, the configuration of the existing firmware version, and the credit card processor currently used.

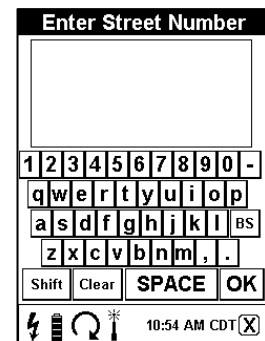
If you have questions on these new features and whether your existing device supports them, please call Mobilescape's customer support help line at 1-866-414-5600.

### Credit Card Processing Enhancements/Fixes


**NEW: Void a credit/return transaction** – The Mobilescape will now allow you to perform a void on a previously processed credit/return. If a credit/return was done in error, select the **void** icon to cancel the credit/return transaction processed during the same (open) batch. The void of the credit/return transaction must match the amount of the original return.



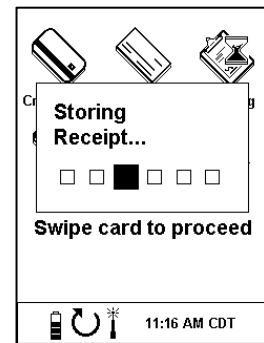
**NEW: AVS (Address Verification System) support update** – The AVS screen for manual credit card transactions now only prompts for the address street number to be entered. On the Enter Street Number screen, the merchant has the option of entering only the street number or the entire street address to qualify for the mid-qual rate. The AVS feature is on by default and is currently only available for merchants processing through FDR North, Paymentech Tampa and Vital.



**NEW: CVV2 code entry update** – When the Mobilescape is configured for CVV2 support, the merchant now has the option of not entering a CVV2 code for a manual credit card transaction. The CVV2 feature is on by default and is currently only available for merchants processing through FDR North, Paymentech Tampa and Vital.



**NEW: Receipt storage** – All receipt signatures are now saved immediately to the file system (e.g. the terminal's hard drive) after the signature is captured, which prevents a signature from being lost when the terminal is reset. After the customer signs the screen and selects **Done**, a storing receipt message will appear on the terminal's screen. Previously, signatures were only saved to the file system if the transaction was moved into pending.



**UPDATE:** If a manual credit card transaction is completed with CVV2 and AVS support and goes into pending, the CVV2 and AVS information will now be sent to the processor once a transaction is authorized.

**UPDATE:** When processing a credit card void, the terminal will now search for the most recent transaction with the same card number and amount to process the void on. This process order follows the idea of LIFO (last in, first out).

## Check Processing Enhancements

**NEW: Decline check transaction message** – When a check transaction is declined, the decline message sent from the check processor will now print out on the receipt. Currently the decline message only appears on the terminal's screen. The decline message may include the check processor's name, toll-free number and reason for the decline.

## General Use Enhancements/Fixes

**NEW: Custom header** – A custom header can now be set up to print out on each receipt. When the Mobilescape is programmed, the custom header will print out below the company name/logo and above the address.

**UPDATE:** The Skip Logo feature on the Printer menu now works correctly. When the option is selected the merchant's logo will not print out on the receipt.

**UPDATE:** On the Printer menu, the default number of receipts to print with each transaction has been changed to two.

## Mobilescape Manager Enhancements/Fixes

**NEW: Store and Forward (Pending)** – Mobilescape Manager will now indicate whether or not a credit card transaction goes into pending. Located on the transaction detail page, the Store and Forward field will indicate with a Yes or No whether or not a transaction went into pending before it was authorized.

### Transaction Information

Total:	\$22.00
Terminal ID:	1245
Terminal Nickname:	
Terminal Number:	001
Trans. ID:	3185470
Reference Number:	04047853
Date & Time:	7/31/2008 8:47 AM
Customer Name:	
Card Type:	Visa
Card Number:	xxxxxxxx1111
Expiration Date:	xx/xx
Trans. Type:	Sale
Response Status:	APPROVED
Invoice No.:	testtrans
Entry Mode:	Manual Entry
Store and Forward:	Yes
AVS Response:	Not Supported - Feature Unavailable, not Configured previously acquired.
CVV Response:	No Match

[Edit Invoice No.](#) [Void Transaction](#)

**NEW: Net Terminal CVV2 and AVS support** – Mobilescape Manager's Net Terminal can now be configured for CVV2 and AVS support. Both the CVV2 and AVS features are on by default and are currently only available for merchants processing through FDR North, Paymentech Tampa and Vital.

**Note:** Net Terminal is an optional feature and may not be available to every merchant. Please contact your agent or reseller for more information.

### Online Credit Card Process

#### Payment Information

Cardholder Name:*	Commerçant QA
Transaction Type:*	Sale
Card Number:*	1234123412344321
Expiration Date: *	01 / 2017
Amount: (\$)*	55.00
Invoice #:	101
Street Number (AVS):	2828
Zip Code (AVS):	77082
CVV/CVV2:	764

Memo 1:

Memo 2:

[Submit](#)

\* Mandatory Fields

**NEW: CVV2 and AVS responses now reported in Mobilescape Manager** – If your terminal is configured for CVV2 and AVS support, both the CVV2 and AVS responses sent from the credit card processor will now be reported on the transaction detail page in Mobilescape Manager. Both the CVV2 and AVS features are on by default and are currently only available for merchants processing through FDR North, Paymentech Tampa and Vital.

**Transaction Information**

<b>Total:</b>	\$0.01
<b>Terminal ID:</b>	16148
<b>Terminal Nickname:</b>	Neterminal
<b>Terminal Number:</b>	NA
<b>Trans. ID:</b>	21576913
<b>Reference Number:</b>	3101970
<b>Date &amp; Time:</b>	8/5/2008 12:41 AM
<b>Keyed-In Trans.:</b>	MobileScape Terminal
<b>Card Type:</b>	MasterCard
<b>Card Number:</b>	xxxxxxxx1010
<b>Expiration Date:</b>	xx/xx
<b>Trans. Type:</b>	Sale
<b>Response Status:</b>	APPROVED
<b>Invoice No.:</b>	100
<b>Entry Mode:</b>	Manual Entry
<b>Store and Forward:</b>	No
<b>AVS Response:</b>	Match - Street address and 5 digit ZIP code both match
<b>CVV Response:</b>	Match
<b>Memo 1:</b>	testtest
<b>Memo 2:</b>	testtest

[Edit Invoice No.](#)

**UPDATE:** If a merchant uses invoice numbers and their Mobilescape Manager account is set up with Net Terminal and/or the resubmit button, the invoice number will now be carried over to all modifications of the original transaction.