

Feature Bulletin - May 2008

This feature bulletin describes a number of functionality additions contained in Mobilescape Manager and firmware release, version 384. This firmware release includes six new credit card processing enhancements and one new check processing enhancement. BankServ's web portal, Mobilescape Manager, contains three new functionality enhancements. In addition, this document describes several firmware "bug" fixes.

In the introduction section, enhancement and bug fixes are divided between credit card processing, check processing and Mobilescape Manager. If an item is underlined, it indicates a new functionality addition. If an item is not underlined, it indicates a fix or enhancement of existing functionality.

Mobilescape Manager enhancements and fixes are available to all Mobilescape users regardless of current device or firmware version. However, firmware version 384 enhancements and fixes may not be available to all users depending on, but not limited to, factors such as the age of device, the configuration of the existing firmware version, and the credit card processor currently used.

If you have questions on these new features and whether your existing device supports them, please call Mobilescape's customer support help line at 1-866-414-5600.

Credit Card Processing Enhancements

- CVV2 (Card Verification Value) support. The terminal can now be configured for CVV2 support for manual credit card transactions.
- AVS (Address Verification System) support. The terminal can now be configured for AVS support for manual credit card transactions.
- Name capture. The terminal can now be configured to prompt the merchant for the customer's first and last name for manual credit card transactions.
- Alpha-Numeric invoice number. The terminal can now be configured to accept both alpha and numeric invoice numbers.
- Minimum/Maximum invoice length. The invoice field can now be configured to accept up to 80 characters.
- New Alpha-Numeric memo keyboard. The new memo keyboard now includes alpha, numeric and punctuation characters.

Check Processing Enhancements/Fixes

- Addition of a check verification confirmation screen. When the **verification** icon is selected, a verification confirmation screen will appear, reminding the merchant that the check funds will not be electronically deposited.
- The check scan reset issue has been resolved. The terminal should no longer reset because of the following reasons: multiple bad check scans, the scan head is out of alignment, and the MICR line is not the "standard" distance from the edge of the check.

Mobilescape Manager Enhancements/Fixes

- Addition of a resubmit button for declined or failed transactions. Mobilescape Manager can now be configured with a resubmit button to be used by the merchant when resubmitting declined or failed transactions.
- Search by Transaction ID/Auth Code. The merchant can now search for a transaction using the transaction ID or the authorization code.
- Transaction summary update. The merchant now has the ability to choose how many transactions to view on a page.
- For multi-office Mobilescape Manager users, the Transaction Search option for Customer Name, Credit Card Number, Invoice Number and Check Detail now works correctly.
- If a void is performed on a transaction that is still in pending, the void receipt will now include the customer's name and signature.
- The memo note for a transaction that goes into pending will now appear on the transaction detail page in Mobilescape Manager.
- Exports and transaction totals in Mobilescape Manager's reporting no longer includes void amounts against sales which were not approved.

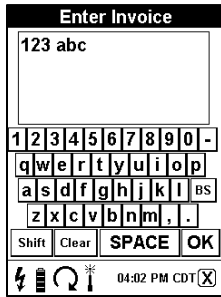
Credit Card Processing Enhancements

CVV2 Support - The Mobilescape can now be configured for CVV2 support for manual credit card transactions. When the CVV2 option is turned on, the Enter CVV Code screen will appear after the credit card's expiration year is entered. The CVV2 feature is on by default and is currently only available for merchants processing through FDR North, Paymentech Tampa and Vital.

AVS (Address Verification System) Support - The Mobilescape can now be configured for AVS support for manual credit card transactions. When the AVS option is turned on, the Enter Street Address and Enter ZIP Code screens will appear after the credit card's expiration year is entered. On the Enter Street Address screen, the merchant has the option of entering only the street number or the entire street address to qualify for the mid-qual rate. The AVS feature is on by default and is currently only available for merchants processing through FDR North, Paymentech Tampa and Vital.

Name Capture - The Mobilescape can now be configured to prompt the merchant for the customer's first and last name for manual credit card transactions. When the name capture feature is turned on, the Enter First Name and Enter Last Name screens will appear after the credit card's expiration year is entered. The customer's manually entered first and last name will appear in the transaction detail in Mobilescape Manager. The name capture feature for manual transactions is on by default.

Alpha-Numeric Invoice Number - The Mobilescape can now be configured to accept both alpha and numeric invoice numbers. The alpha-numeric keyboard for invoice numbers is turned off by default.



Minimum/Maximum Invoice Length - The invoice field can now be configured to accept up to 80 characters. The default minimum length is one and the default maximum length is 16.

Alpha-Numeric Memo Keyboard - The default keyboard for the memo feature now includes alpha, numeric and punctuation characters. The Mobilescape's memo feature is turned off by default.

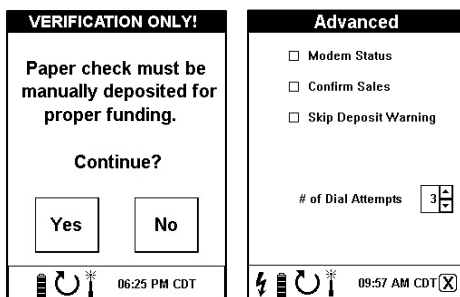


Check Processing Enhancements

Verification Confirmation Screen - After selecting the **verification** icon from the Check Transactions Option menu, the merchant will now see a verification confirmation screen titled VERIFICATION ONLY! The purpose of this screen is to remind merchants that the check must be deposited to collect funds.

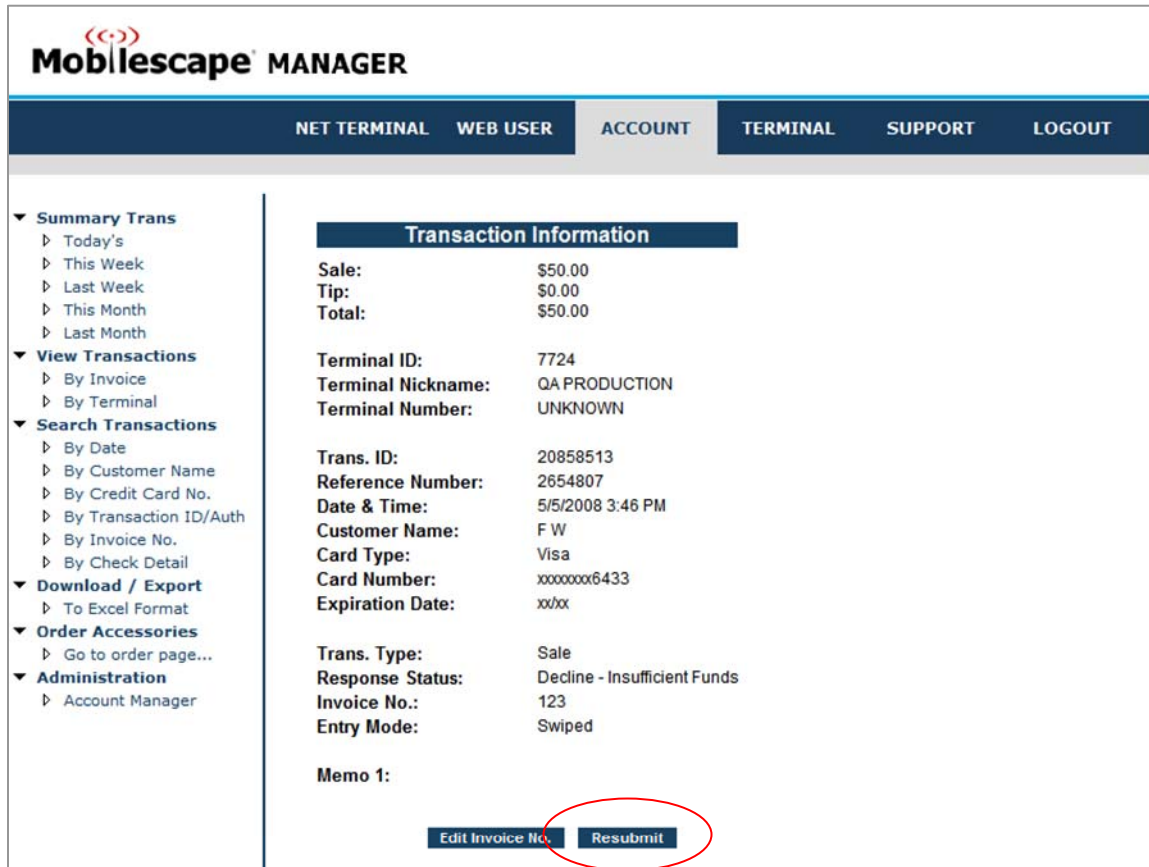
When selecting **Yes** on the confirmation screen, the merchant will continue with the check verification process. When selecting **No**, the merchant will end the transaction and be redirected to the main menu.

The default setting for the verification confirmation screen is set to on. To turn off this screen, select the **Tools** icon from the main menu and then select the **Advanced** icon. Once on the Advanced screen, select the check box for **Skip Deposit Warning**.



Mobilescape Manager Enhancements

Addition of a Resubmit Button for declined or failed transactions - The merchant now has the ability to try and resubmit a previously declined/failed transaction for approval through Mobilescape Manager. To resubmit the transaction, go to the transaction detail page and select the **Resubmit** button at the bottom of the screen. A confirmation screen will appear prompting the merchant to confirm the resubmit request. The default setting for the resubmit button is off.

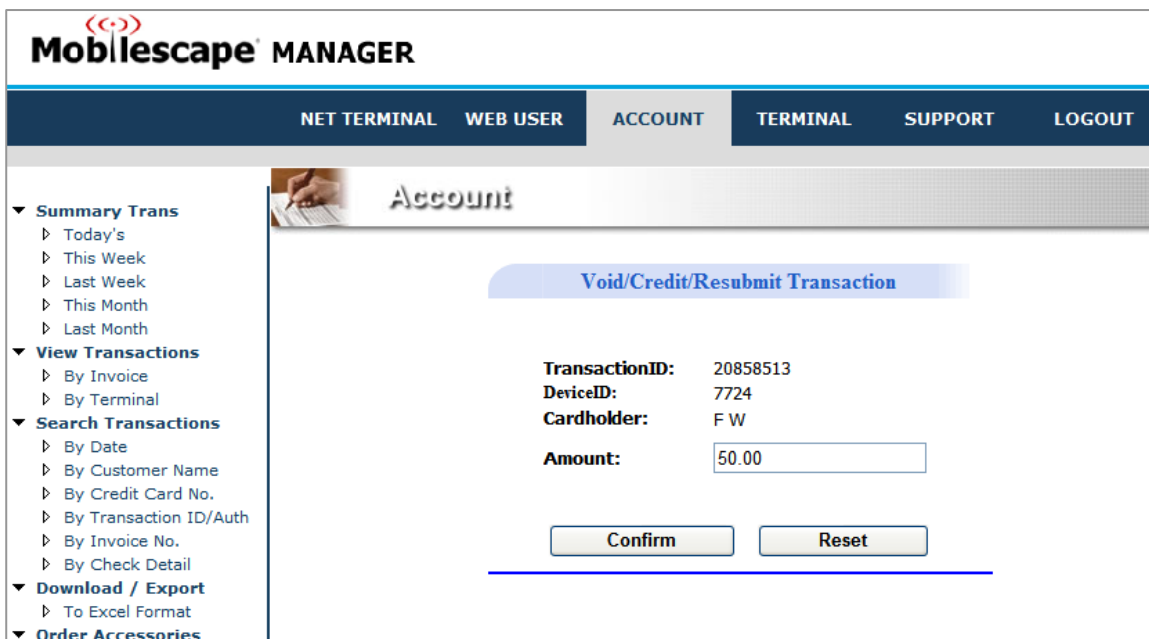


The screenshot shows the Mobilescape Manager interface. The top navigation bar includes 'NET TERMINAL', 'WEB USER', 'ACCOUNT', 'TERMINAL', 'SUPPORT', and 'LOGOUT'. The left sidebar contains a menu with categories like 'Summary Trans', 'View Transactions', 'Search Transactions', 'Download / Export', 'Order Accessories', and 'Administration'. The main content area is titled 'Transaction Information' and displays the following details:

| | |
|---------------------------|------------------------------|
| Sale: | \$50.00 |
| Tip: | \$0.00 |
| Total: | \$50.00 |
| Terminal ID: | 7724 |
| Terminal Nickname: | QA PRODUCTION |
| Terminal Number: | UNKNOWN |
| Trans. ID: | 20858513 |
| Reference Number: | 2654807 |
| Date & Time: | 5/5/2008 3:46 PM |
| Customer Name: | F W |
| Card Type: | Visa |
| Card Number: | xxxxxxxx6433 |
| Expiration Date: | xx/xx |
| Trans. Type: | Sale |
| Response Status: | Decline - Insufficient Funds |
| Invoice No.: | 123 |
| Entry Mode: | Swiped |

Below the transaction details, there is a 'Memo 1:' field and two buttons: 'Edit Invoice No.' and 'Resubmit'. The 'Resubmit' button is circled in red.

Resubmit Confirmation Screen



The screenshot shows the Mobilescape Manager interface for the 'Resubmit Confirmation Screen'. The top navigation bar is the same as in the previous screenshot. The left sidebar is also the same. The main content area is titled 'Account' and features a 'Void/Credit/Resubmit Transaction' section. The details are as follows:

| | |
|-----------------------|------------------------------------|
| TransactionID: | 20858513 |
| DeviceID: | 7724 |
| Cardholder: | F W |
| Amount: | <input type="text" value="50.00"/> |

At the bottom of the confirmation screen, there are two buttons: 'Confirm' and 'Reset'.

Search by Transaction ID/Auth Code - The merchant can now search for a transaction using the Transaction ID or the Authorization Code. To access this new search type, select Account from the menu bar at the top and then select By Transaction ID/Auth under Search Transactions on the left side of the screen.

The Transaction ID is a Mobilescape generated number for each transaction. This number is included in the transaction detail export and on each transaction detail page. To search by Transaction ID, select Transaction ID and enter the search criteria.

Example: Transaction Detail Export

| | A | B | C | D | F | G | H | I | J | K | L |
|----|-----------------|-----------|-------|--------|------------|------------|-----------|------------|-------|-------|--------|
| 1 | Trans. Date | Trans. ID | Debit | Credit | Type of Ca | Trans. Typ | Card/Chec | TerminalID | Memo1 | Memo2 | BatchN |
| 2 | 4/15/2008 22:00 | 20679548 | | 69 | Visa | Sale | 200 | 11240 | | | 12674 |
| 3 | 4/15/2008 21:06 | 20679278 | | 78.5 | MasterCar | Sale | 5171 | 9328 | | | 12674 |
| 4 | 4/15/2008 20:59 | 20679228 | | 59.5 | MasterCar | Sale | 1039 | 9682 | | | 12674 |
| 5 | 4/15/2008 20:57 | 20679220 | | 45.5 | Visa | Sale | 1817 | 9328 | | | 12674 |
| 6 | 4/15/2008 20:43 | 20679142 | | 155.5 | MasterCar | Sale | 1841 | 9328 | | | 12674 |
| 7 | 4/15/2008 20:43 | 20679141 | | 57.5 | MasterCar | Sale | 2819 | 9328 | | | 12674 |
| 8 | 4/15/2008 20:31 | 20679072 | | 90.5 | Visa | Sale | 7898 | 9328 | | | 12674 |
| 9 | 4/15/2008 20:26 | 20679047 | | 73.25 | MasterCar | Sale | 8977 | 9682 | | | 12674 |
| 10 | 4/15/2008 20:25 | 20679045 | | 119.5 | Visa | Sale | 2652 | 9682 | | | 12674 |
| 11 | 4/15/2008 20:25 | 20679044 | | 117.5 | MasterCar | Sale | 3063 | 9682 | | | 12674 |
| 12 | 4/15/2008 20:04 | 20678900 | | 159.5 | MasterCar | Sale | 3521 | 10512 | | | 12673 |
| 13 | 4/15/2008 20:03 | 20678895 | | 52 | MasterCar | Sale | 4744 | 10300 | | | 12672 |
| 14 | 4/15/2008 20:00 | 20678868 | | 40.5 | Visa | Sale | 9714 | 10339 | | | 12672 |
| 15 | 4/15/2008 19:56 | 20678835 | | 90.5 | Visa | Sale | 3034 | 10512 | | | 12673 |
| 16 | 4/15/2008 19:55 | 20678824 | | 86 | Visa | Sale | 4450 | 10300 | | | 12672 |
| 17 | 4/15/2008 19:53 | 20678815 | | 14.5 | Visa | Sale | 9707 | 10339 | | | 12672 |
| 18 | 4/15/2008 19:52 | 20678811 | | 40.5 | MasterCar | Sale | 2011 | 10339 | | | 12672 |
| 19 | 4/15/2008 19:44 | 20678752 | | 78.5 | Visa | Sale | 408 | 10512 | | | 12673 |
| 20 | 4/15/2008 19:40 | 20678715 | | 27.5 | MasterCar | Sale | 3865 | 10339 | | | 12672 |
| 21 | 4/15/2008 19:40 | 20678714 | | 14.5 | Visa | Sale | 8447 | 10163 | | | 12673 |
| 22 | 4/15/2008 19:39 | 20678707 | | 39 | Visa | Sale | 3935 | 10300 | | | 12672 |

Example: Transaction ID Search

Transaction Search 5/6/2008

Search By: Transaction ID Auth Code

Enter Search Criteria: From: - To:

| | Date/Time | Customer Name | Trans. Type | Status | Amount |
|-------------------------|----------------------|---------------|-------------|----------|----------|
| Details | 4/15/2008 8:04:26 PM | | Sale | APPROVED | \$159.50 |
| | | | | | 1 |

The Auth Code is the authorization code generated for each approved Mobilescape transaction. To search by Auth Code, select Auth Code, enter the search criteria and date range for the search.

Example: Auth Code Search

The screenshot shows the Mobilescape Manager interface. The top navigation bar includes NET TERMINAL, WEB USER, ACCOUNT, TERMINAL, SUPPORT, and LOGOUT. The main heading is "Transaction Search" with a date of 5/6/2008. On the left is a sidebar menu with categories like Summary Trans, View Transactions, Search Transactions, Download / Export, Order Accessories, and Administration. The search area has "Search By:" options for Transaction ID and Auth Code (the latter is circled in red). Below this, "Enter Search Criteria:" is 015356, "From:" is 4/10/2008, and "- To:" is 4/15/2008. A "Search" button is present. The results table has columns: Date/Time, Customer Name, Trans. Type, Status, and Amount. One result is shown: 4/15/2008 7:56:24 PM, Sale, APPROVED, \$90.50. A "Details" link is next to the first result.

Transaction Summary Update - The merchant now has the ability to choose how many transactions to view on a page.

The screenshot shows the Mobilescape Manager interface. The top navigation bar includes NET TERMINAL, WEB USER, ACCOUNT, TERMINAL, SUPPORT, and LOGOUT. The main heading is "Search by Date" with a date of 5/5/2008. On the left is a sidebar menu. The search area has "Select Terminal:" set to "All Terminals" and "Select Transaction Type:" set to "View All". Below this, "From:" is 5/5/2008 and "- To:" is 5/5/2008. A "Search" button is present. The "Total: \$12,934.50" is displayed. Below the search area, "Items per Page (0 for all):" is set to 5 (circled in red). The results table has columns: Date/Time, Cardholder Name, Card Type, Trans Type, Status, and Amount. Five results are shown, each with a "Select" link. A pagination bar at the bottom shows "1 2 3 4 5 6 7 8 9 10 ...".